

Vanguard FTSE Social Index Fund

Domestic stock fund | Institutional Shares

Fund facts

Risk level Low ←————→ High 1 2 3 4 5					Total net assets	Expense ratio as of 12/21/22	Ticker symbol	Turnover rate	Inception date	Fund number
					\$7,350 MM	0.12%	VFTNX	8.0%	01/14/03	0223

Investment objective

Vanguard FTSE Social Index Fund seeks to track the performance of a benchmark index that measures the investment return of large- and mid-capitalization stocks.

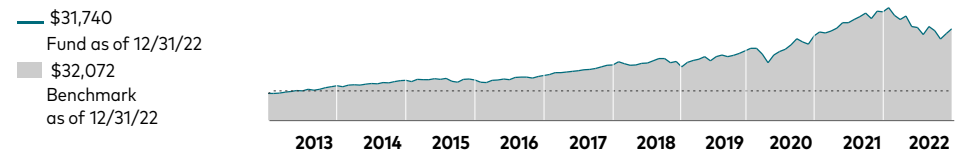
Investment strategy

The fund employs an indexing investment approach designed to track the performance of the FTSE4Good US Select Index. The index, which is market-capitalization weighted, is composed of large- and mid-cap stocks of companies that are screened for certain environmental, social, and corporate governance (ESG) criteria by the index provider, which is independent of Vanguard. The FTSE4Good US Select Index excludes the stocks of companies that FTSE Russell (FTSE) determines engage in, have a specified level of involvement in, and/or derive threshold amounts of revenue from certain activities or business segments related to the following: adult entertainment, alcohol, tobacco, cannabis, gambling, chemical and biological weapons, cluster munitions, anti-personnel landmines, nuclear weapons, conventional military weapons, civilian firearms, nuclear power, and coal, oil, or gas. The level or type of involvement in, or amount of revenue earned from, certain activities or business segments that lead to exclusion by FTSE can vary from one activity or business segment to another. The index methodology also excludes the stocks of companies that, as FTSE determines based on its internal assessment, do not meet certain labor, human rights, environmental, and anti-corruption standards as defined by the United Nations Global Compact Principles, as well as companies that do not meet certain diversity criteria.

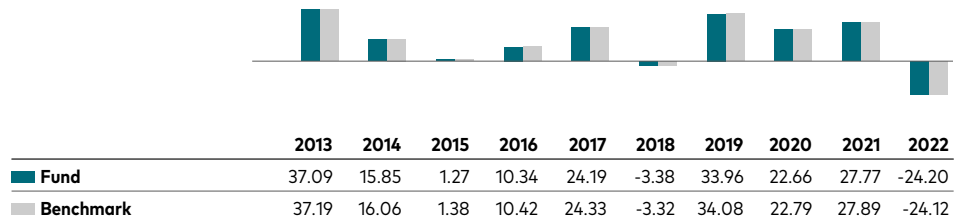
Benchmark

Spliced Social Index

Growth of a \$10,000 investment: January 31, 2013–December 31, 2022



Annual returns



Total returns

	Periods ended June 30, 2023					
	Quarter	Year to date	One year	Three years	Five years	Ten years
Fund	9.86%	20.65%	20.32%	13.23%	12.43%	13.32%
Benchmark	9.91%	20.75%	20.48%	13.36%	12.54%	13.45%

The performance data shown represent past performance, which is not a guarantee of future results. Investment returns and principal value will fluctuate, so investors' shares, when sold, may be worth more or less than their original cost. Current performance may be lower or higher than the performance data cited. For performance data current to the most recent month-end, visit our website at vanguard.com/performance. The performance of an index is not an exact representation of any particular investment, as you cannot invest directly in an index.

Figures for periods of less than one year are cumulative returns. All other figures represent average annual returns. Performance figures include the reinvestment of all dividends and any capital gains distributions. All returns are net of expenses.

Spliced Social Index: Calvert Social Index through December 16, 2005; FTSE4Good US Select Index thereafter. The FTSE4Good US Select Index is maintained by FTSE, a widely known global index provider. **Important Note:** The index excludes the stocks of companies that FTSE determines engage in, have a specified level of involvement in, and/or derive threshold amounts of revenue from one or more of the following activities: (i) produce adult entertainment; own/operate adult entertainment establishments; distribute adult entertainment materials; (ii) manufacture alcoholic beverages; supply alcohol-related products/services to alcoholic beverage manufacturers; involved in distribution and/or retail sale of alcoholic beverages; (iii) manufacture tobacco products; supply tobacco related products/services; involved in distribution and/or retail sale of tobacco products; (iv) engage in cannabis cultivation, cannabis distribution, the processing and distribution of cannabis plants, and the creation of cannabis derivative products per the Industry Classification Benchmark (ICB) standards; (v) own and/or operate a gambling establishment; manufacture specialized equipment used exclusively for gambling; provide supporting products/services to gambling operations; (vi) produce chemical or biological weapons and their components; (vii) produce (or produce specific and critical parts or services for) cluster munitions; (viii) produce (or produce specific and critical parts or services for) anti-personnel mines; (ix) produce nuclear weapons or their components; (x) manufacture military weapons systems and/or integral, tailor-made components of these weapons; provide tailor-made products and/or services that support military weapons; provide non-weapons related tailor-made products and/or services related to the military or defense industry; (xi) produce and sell assault weapons or small arms to civilian customers; produce and sell key components of small arms; involved in the retail and/or distribution of assault weapons or small arms; (xii) involved in the operation and supply of nuclear power generation, that harnesses the energy present within atomic nuclei or their components; engaged in the development, processing, production and distribution of equipment and facilities that are specifically designed for and critical to the generation of nuclear power; (xiii) own proved or probable reserves in coal, oil, or gas; (xiv) any company that FTSE determines per the ICB standards: (a) engages in the exploration for and drilling, production, and supply of crude oil on land or in offshore areas; (b) primarily engages in the refining and marketing of petroleum products; (c) supplies equipment and services to oil fields and offshore platforms; (d) operates pipelines carrying oil, gas or other forms of fuel; (e) engages in all three fields of petroleum production: extraction (upstream), transportation (midstream), and refining and marketing (downstream); or (f) mines, processes and markets coal per the ICB standards; and (xv) generate electricity from oil and/or gas, or thermal coal. The level or type of involvement in, or amount of revenue earned from, certain activities or business segments that lead to exclusion by FTSE can vary from one activity or business segment to another. The index methodology also excludes the stocks of companies that, as FTSE determines based on its internal assessment, do not meet certain labor, human rights, environmental, and anti-corruption standards as defined by the United Nations Global Compact Principles, as well as companies that fail to meet two of the following three diversity criteria: (1) at least one woman on the board; (2) diversity policies in place; and (3) diversity management systems in place. FTSE uses internal methodologies to analyze various factors in determining whether a company meets the foregoing criteria and/or falls within a particular industry, including whether the company has a certain amount of revenue derived from an industry, the company's level of involvement in an industry, and the severity of certain controversies (as determined by FTSE), which can vary from one company to another and from one activity to another. For more information, see United Nations Global Compact, 2020. The Ten Principles of the UN Global Compact. Accessed December 2, 2020, at unglobalcompact.org/what-is-gc/mission/principles.

Vanguard FTSE Social Index Fund

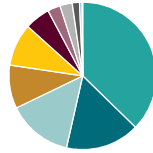
Domestic stock fund | Institutional Shares

Ten largest holdings*

1	Apple Inc.	
2	Microsoft Corp.	
3	Alphabet Inc.	
4	Amazon.com Inc.	
5	NVIDIA Corp.	
6	Tesla Inc.	
7	Meta Platforms Inc.	
8	UnitedHealth Group Inc.	
9	JPMorgan Chase & Co.	
10	Eli Lilly & Co.	
Top 10 as % of total net assets		35.7%

* The holdings listed exclude any temporary cash investments and equity index products.

Sector Diversification



Technology	37.3%	Real Estate	2.8
Consumer Discretionary	16.3	Telecommunications	2.7
Health Care	14.2	Basic Materials	1.6
Industrials	9.6	Utilities	0.5
Financials	9.3	Energy	0.2
Consumer Staples	5.5	Other	0.0

Sector categories are based on the Industry Classification Benchmark system ("ICB"), except for the "Other" category (if applicable), which includes securities that have not been provided an ICB classification as of the effective reporting period.

For the most up-to-date fund data, please scan the QR code below.



Connect with Vanguard® • [vanguard.com](https://www.vanguard.com)

Plain talk about risk

An investment in the fund could lose money over short or long periods of time. You should expect the fund's share price and total return to fluctuate within a wide range. The fund is subject to the following risks, which could affect the fund's performance:

Stock market risk, which is the chance that stock prices overall will decline. Stock markets tend to move in cycles, with periods of rising prices and periods of falling prices. The fund's target index tracks a subset of the U.S. stock market, which could cause the fund to perform differently from the overall stock market. In addition, large-and mid-cap stocks, such as those held by the fund, each tend to go through cycles of doing better—or worse—than other segments of the stock market or the stock market in general. These periods have, in the past, lasted for as long as several years. Historically, mid-cap stocks have been more volatile in price than large-cap stocks. The stock prices of mid-size companies tend to experience greater volatility because, among other things, these companies tend to be more sensitive to changing economic conditions.

ESG investing risk, which is the chance that the stocks selected for inclusion in the index by the index provider based on its disclosed ESG criteria generally will underperform the stock market as a whole or that the particular stocks selected by the index provider based on its ESG criteria will, in the aggregate, trail returns of other ESG funds. There are significant differences in interpretations of what it means for a company to meet ESG criteria. The index provider's assessment of a company or of ESG criteria may differ from an investor's assessment. As a result, stocks selected by the index provider for inclusion in the index may not reflect the beliefs and values of any particular investor and may not exhibit positive or favorable ESG characteristics. The index provider is dependent on the availability of timely and accurate ESG data used to evaluate their ESG criteria. The ESG criteria assessed by the index provider may change over time. In addition, the fund's target index may, at times, become focused in stocks of a particular market sector, which would subject the fund to proportionately higher exposure to the risks of that sector. The index provider may evaluate security-level ESG data and, if applicable, ESG criteria that are relevant to the index only at index reviews or rebalances. Securities included in the index may cease to meet the relevant ESG criteria but may nevertheless remain in the index and the fund until a future review or rebalance by the index provider. As a result, certain securities in the index, or the index as a whole, may not meet the relevant ESG criteria at all times.

Note on frequent trading restrictions

Frequent trading policies may apply to those funds offered as investment options within your plan. Please log on to [vanguard.com](https://www.vanguard.com) for your employer plans or contact Participant Services at 800-523-1188 for additional information.

London Stock Exchange Group companies include FTSE International Limited ("FTSE"), Frank Russell Company ("Russell"), MTS Next Limited ("MTS"), and FTSE TMX Global Debt Capital Markets Inc. ("FTSE TMX"). All rights reserved. "FTSE", "Russell", "MTS", "FTSE TMX" and "FTSE Russell" and other service marks and trademarks related to the FTSE or Russell indexes are trademarks of the London Stock Exchange Group companies and are used by FTSE, MTS, FTSE TMX and Russell under licence. All information is provided for information purposes only. No responsibility or liability can be accepted by the London Stock Exchange Group companies nor its licensors for any errors or for any loss from use of this publication. Neither the London Stock Exchange Group companies nor any of its licensors make any claim, prediction, warranty or representation whatsoever, expressly or impliedly, either as to the results to be obtained from the use of the FTSE Indexes or the fitness or suitability of the Indexes for any particular purpose to which they might be put.

For more information about Vanguard funds or to obtain a prospectus, see below for which situation is right for you.

If you receive your retirement plan statement from Vanguard or log on to Vanguard's website to view your plan, visit [vanguard.com](https://www.vanguard.com) or call 800-523-1188.

If you receive your retirement plan statement from a service provider other than Vanguard or log on to a recordkeeper's website that is not Vanguard to view your plan, please call 855-402-2646.

Visit [vanguard.com](https://www.vanguard.com) to obtain a prospectus or, if available, a summary prospectus. Investment objectives, risks, charges, expenses, and other important information about a fund are contained in the prospectus; read and consider it carefully before investing.

Financial advisor clients: For more information about Vanguard funds, contact your financial advisor to obtain a prospectus.

Investment Products: Not FDIC Insured • No Bank Guarantee • May Lose Value